

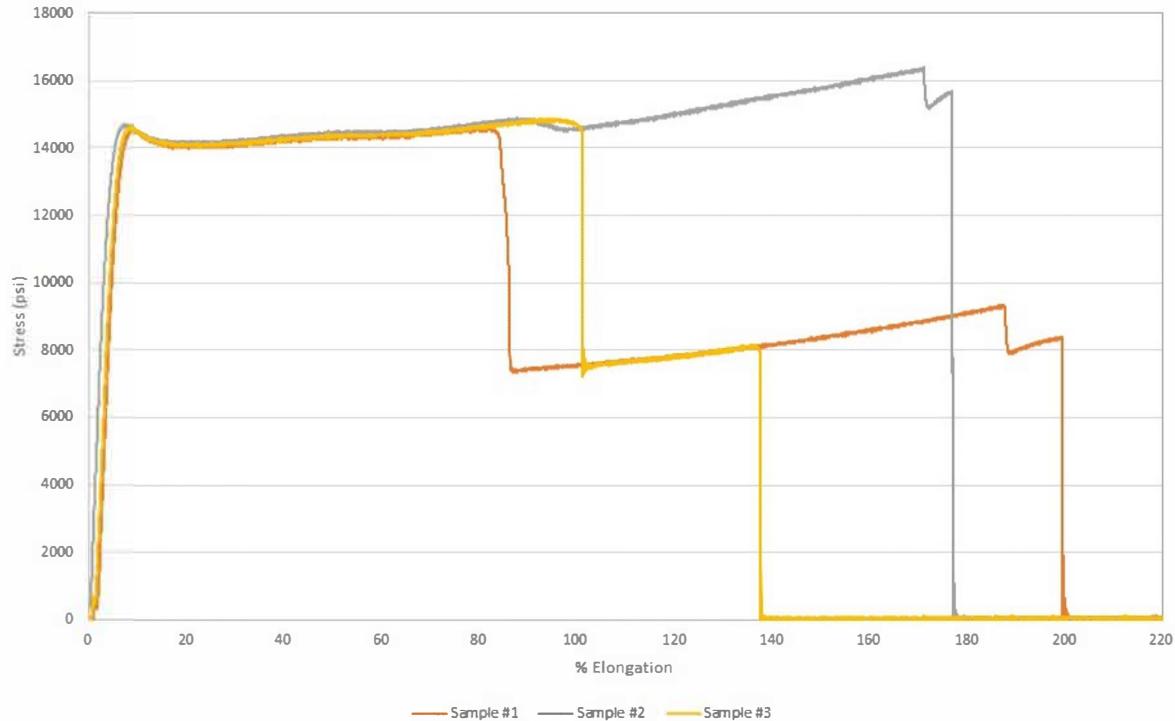
CERTIFICATE OF TEST

This document shall not be reproduced, except in full, without written approval of ITS


Customer Name:	Smart Tint® Switchable Security Film® Aka Riot Tint®	Certificate Date:	11/4/2022
Company Name:	Smart Tint® Switchable Security Film® Aka Riot Tint®	ITS Project:	22719.00
Test Type:	Tensile	Certificate No:	1
Test Spec:	D882	P.O. No:	Signed Acknowledgment
The recording of false, fictions, or fraudulent statements or entries on this document may be punished as a felony under federal law.			


Load & Disp vs Time, 10.0 in/min, 75F

Customer: Smart Tint
Company: Smart Tint



Eng/Tech: 
Jim Roselle

Data Check: 
Kevin McEvoy

Quality Manager: 
Sam Acevedo

CERTIFICATE OF TEST

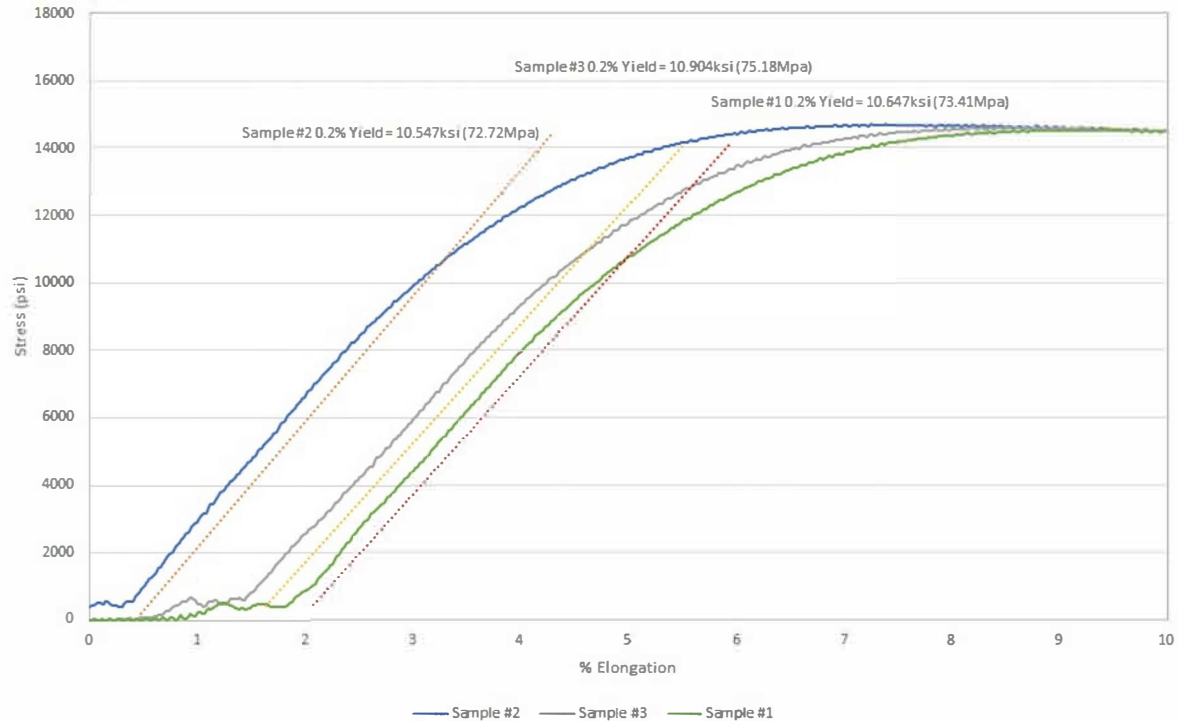
This document shall not be reproduced, except in full, without written approval of ITS

Customer Name:	Smart Tint® Switchable Security Film® Aka Riot Tint®	Certificate Date:	11/4/2022
Company Name:	Smart Tint® Switchable Security Film® Aka Riot Tint®	ITS Project:	22719.00
Test Type:	Tensile	Certificate No:	1
Test Spec:	D882	P.O. No:	Signed Acknowledgment
The recording of false, fictions, or fraudulent statements or entries on this document may be punished as a felony under federal law.			

Load & Disp vs Time, 2.0 in/min, 75F

Customer: Smart Tint

Company: Smart Tint



Eng/Tech:

Jim Roselle

 Jim Roselle

Data Check:

Kevin McEvoy

 Kevin McEvoy

Quality Manager:

Sam Acevedo

 Sam Acevedo

CERTIFICATE OF TEST

This document shall not be reproduced, except in full, without written approval of ITS

Customer Name:	Smart Tint® Switchable Security Film® Aka Riot Tint®	Certificate Date:	11/4/2022
Company Name:	Smart Tint® Switchable Security Film® Aka Riot Tint®	ITS Project:	22719.00
Test Type:	Tensile	Certificate No:	1
Test Spec:	D882	P.O. No:	Signed Acknowledgment

The recording of false, fictions, or fraudulent statements or entries on this document may be punished as a felony under federal law.


Sample ID	Test Date	Initial Strain Rate (in/in / min)	Initial gage Length (inch)	Thickness (inch)	Width (inch)	Modulus of Elasticity (Msi)	% Elongation at Yield (%)	0.2% Yield Strength (Ksi)	Ultimate Tensile Strength (Ksi)	Tensile Strength at Break (Ksi)	% Elongation at Break (%)
Sample1	10/31/2022	10.0	3.01	0.0207	0.5147	0.352	4.96	10.65	14.60	8.27	199.5
Sample 2	10/31/2022	10.0	3.00	0.0207	0.5157	0.372	3.25	10.55	16.38	5.92	177.0
Sample 3	10/31/2022	10.0	3.02	0.0207	0.5161	0.354	4.60	10.90	14.88	7.60	137.4


Samples Conditioned at 74F +/-3F and 50% +/-10 % relative humidity for a period of 65 Hours prior to test

Pneumatic Grips with file-faced grip surfaces utilized for test

Modulus values derived from approximately 4ksi-7ksi range on linear portion of stress / strain curve

Eng/Tech: 
Jim Roselle

Data Check: 
Kevin McEvoy

Quality Manager: 
Sam Acevedo